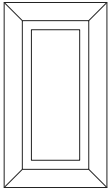
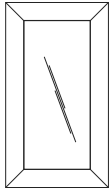











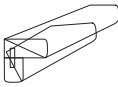




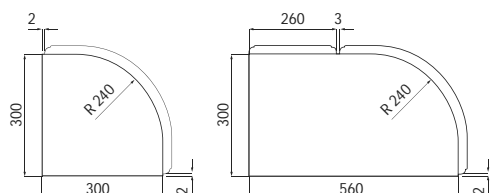


ZAKRES WYMIAROWY / MEASUREMENTS / P :
 H – wysokość / height / , B – szerokość / width /

 <p>DP – XSF H min. – max. = 283–1284 B min. – max. = 296–596</p> <p>Wyj. TKI / EXCEPTIONS / H = 570, 713, 860, 920, 1000, B = 260 H min. – max. = 283–400, B = 796, 896</p>	 <p>DR – XSF H min. – max. = 283–1102 B min. – max. = 296–596</p> <p>Wyj. TKI / EXCEPTIONS / H min. – max. = 283–400, B = 796, 896</p>
 <p>DK – XSF H min. – max. = 283–1000 B min. – max. = 296–596</p> <p>Wyj. TKI / EXCEPTIONS / H min. – max. = 283–400, B = 796, 896</p>	 <p>DPG, DRG – XSF H = 570, 713, 860, 920, 1000 B = 522, promień wew. / inner radius = 240</p>
 <p>CZ – CF Z FREZEM ZEWN. / OUTER MOULDING / H min. – max. = 140–282, B min. – max. = 196–596 opcja B = 796, 896 opcja HxB = 110x596, opcja HxB = 140x146</p>	 <p>CZ – CG Z WYCI CIEM NA PALEC / WITH FINGER PULL / H = 140 (const.) B = 146 (const.)</p>
 <p>CZR – XJF (S-64) PŁYCINOWO-RAMOWE / FRAME-AND-PANEL / H min. – max. = 140–152 B min. – max. = 296–596 opcja B = 796, 896</p>	 <p>CZR – XKF (S-70) PŁYCINOWO-RAMOWE / FRAME-AND-PANEL / H min. – max. = 153–282 B min. – max. = 296–596 opcja B = 796, 896</p>
 <p>BL – AB PŁASKA / FLAT / H min. – max. = 350–1284 B min. – max. = 30–295</p>	 <p>BL – BŁ Z FREZEM ZEWN. / OUTER MOULDING / H min. – max. = 350–1284 B min. – max. = 50–295</p>
 <p>BL – BK POD BUTELKI / BOTTLE RACK / H = 70 (const.) B = 296, 396, 446, 496, 596, 796, 896</p>	 <p>BLR – XJF (S-64) PŁYCINOWO-RAMOWA / FRAME-AND-PANEL / H min. – max. = 350–1284 B min. – max. = 140–152</p>
 <p>BLR – XKF (S-70) PŁYCINOWO-RAMOWA / FRAME-AND-PANEL / H min. – max. = 350–1284 B min. – max. = 153–295</p>	 <p>LN – J H = 570, 713, 860, 920, 1000 B = 45 x 45 (const.)</p>
 <p>LO-1 – AJ H = 140 B = 1500</p>	 <p>LO-2 – I H = 120, 140 B = 596, 796, 896</p>
 <p>LO-2 – IY Z MOTYWEM / WITH AN ADORNMENT / H = 120, 140 B = 596, 796, 896</p>	 <p>LO-4 – A H = 260, 350 B = 896, 1196</p>



SPOSÓB MONTAŻU ELEMENTÓW GIĘTYCH
 CURVED DOOR ASSEMBLY